

Cleanup

 **CENTRO**

Make your kitchen the center of your life.

We have reviewed every functions in the kitchen and researched every possibilities.
After working hard step by step, a completely new stainless steel systemized kitchen "CENTRO" is now available.
It is just the right kitchen which will be loved by every generation and people from every continent.

Our goal is to provide a perfect high quality Japanese kitchen.



The core value

Functions and forms are firm and uncompromising.

Monument of technology by going into the heart of requirement in kitchens.

Craftsmanship, latest stainless steel technology, ergonomics.

A whole new level reached by being the manufacturer specialized in kitchens.

A kitchen that makes you want to invite guests and deepen bonds is now available.

A new chapter of stainless steel systemized kitchen begins.

CENTRO




No.1[※]
STAINLESS
KITCHEN

※ The most sold stainless steel cabinet kitchen.
Based on research by "Marketing Office M · H · F Corporation".
Results from 2014 to 2016.



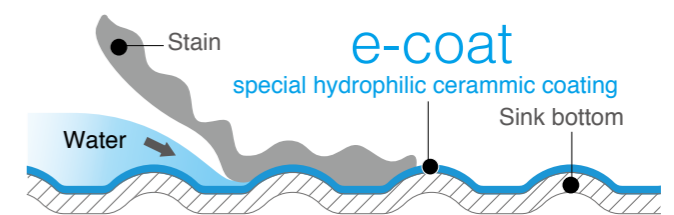
Double guard against scratches and soiling:

Two secrets make the CENTRO series inherently sanitary
 — to keep your kitchen in ideal shape, always a grade cleaner —




1. Grease stains lift off with e-coat

The e-coat hydrophilic cerami coating allows water to work its way under the stain, lifting it to float up and off the surface. Even stubborn grease is gone with the wipe of a damp cloth!

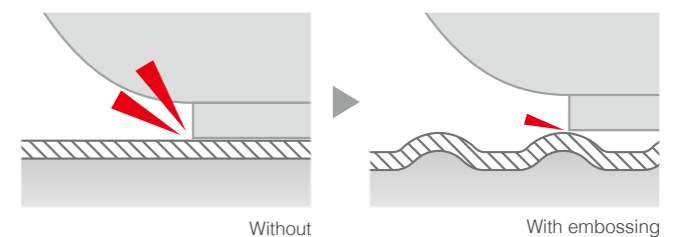


Comparison:
 Stain removal with
 a damp cloth.



2. Scratch-resistant special embossed finish

The work surfaces you use most have a special embossed finish that reduces the effective area of countertop and sink contact with dishes and utensils. Scratches are less likely to form and less noticeable when they do.





Cooking, serving, cleaning will be efficient. "Center Position Design"

We have reviewed every waste and pursued improvements on efficiency.
We have upgraded every function and storage to create a stress free cooking environment.
With the Center Position Design, an ideal kitchen work is now available.

Tool Container for Stove Cabinet



Every type of cooking tools and ingredients used around the stove can be stored.



Tool Container for Sink Cabinet



Any kind of tools to wash and prepare can be stored under the sink.

Full Extension Rail



Systemized Area Storage
+ Wall Oven Storage



Your kitchen will be where you want to spend most of your time

PLAN 1

Flat-Counter Island
W3090 x D980
Door: 02 class
Couture Medium (AE8)



PLAN 2

Flat-Counter Island
W2790 x D980
Door: 03 class
Skolex White (AF7)
Phantom Grege (AF8)



PLAN 3

Wall Fitting I-shape
W2730 x D650
Door: 00 class
Kurotobi (AT9)



PLAN 4

Wall Fitting L-shape
W2700 x 1800 x D650
Door: 02 class
Couture Dark (AE9)



PLAN 5

Fixture-type I-shape
W2550 x D650
Door: 05 class
Sheer Grey (AM8)



PLAN 6

Wall Fitting I-shape
W2550 x D650
Door: 04 class
Raster Silver (AR8)



PLAN 7

Flat-Counter Island on wall
W2880 x D980
Door: 02 class
Luminous Silver (AK7)



PLAN 8

Wall Fitting I-shape
W2550 x D650
Door: 00 class
Kigaracha (AT1)



PLAN 9

Flat-Counter Island on wall
W1845 x D980
Door: 03 class
Shabby Brown (AY5)





00 class
3 colors



Color panels: Polymer enamel sputtering paint "Kyoyuzen Pattern" with crystal ultra violet
Cross sections: NA



Kigaracha (AT1)




Karabeni (AT2)



Kurotobi (AT9)

01 class
2 colors



Color panels: Mirror-finish clear coated treated stainless steel
Cross sections: NA



Tiger Eye Bronze (AL8)



Tiger Eye Black (AL9)

02 class
7 colors



Color panels: Mirror-finish clear coated treated stainless steel
Cross sections: NA



Luminous Linea (AK6)



Luminous Silver (AK7)



Luminous Ruby (AR4)



Luminous Wine (AR5)



Luminous Noir (AR9)



Color panels: Black walnut veneer door with urethane paint finish
Cross sections: Walnut



Couture Medium (AE8)



Couture Dark (AE9)

03 class
12 colors



Color panels: Vacuum formed acrylic sheet with crystal ultra violet coated mirror finish
Cross sections: NA



Skolex White (AF7)



Phantom Grege (AF8)



Jasper Red (AF2)



Peridot Green (AF6)



Color panels: Vacuum formed acrylic sheet with crystal ultra violet coated mirror finish
Cross sections: NA



Shabby White (AY7)



Shabby Mocha (AY8)



Color panels: Vacuum formed acrylic sheet with crystal ultra violet coated mirror finish
Cross sections: NA



Bijou Alabaster (AQ3)



Bijou Amethyst (AQ5)



Bijou Sapphire (AQ6)



Bijou Grey Rutile (AQ8)

04 class
6 colors



Color panels: Olefin sheet coated decorative panel with crystal ultra violet coated mirror finish
Cross sections: All sides ultra violet coated mirror finish ABS edge



Raster White (AR7)



Raster Silver (AR8)



Raster Red (AR2)



Color panels: Olefin sheet coated decorative panel with finish foil coating (matte)
Cross sections: All sides ultra violet coated mirror finish ABS edge



Mannish Bianco (AA3)



Mannish Grege (AA8)



Mannish Nero (AA5)

05 class
6 colors



Color panels: DAP sheet coated decorative panel (gloss finish)
Cross sections: All sides silver-finish ABS edge





Sheer White (AM7)



Sheer Grey (AM8)



Sheer Brown (AM9)



Color panels: Decorative laminate with finish foil coating (matte)
Cross sections: All sides wood-finish ABS edge



Natural Beach (AP7)



Mocha Birch (AP8)



Dark Birch (AP9)

Special Door Design

A new design with ultimate beauty is now available.



Painted Door "Kyoyuzen Pattern". Traditional "Seared Dyeing" as its motif.




A whole new level of stainless steel with a special polishing technology.

00 class
3 colors



01 class
2 colors



COUNTERTOP & SINK

Stream Flow Sink **e-coat**

With the water force during the vegetable washing while cooking or dish washing after meal, garbage in the sink swiftly flows into the drainage.

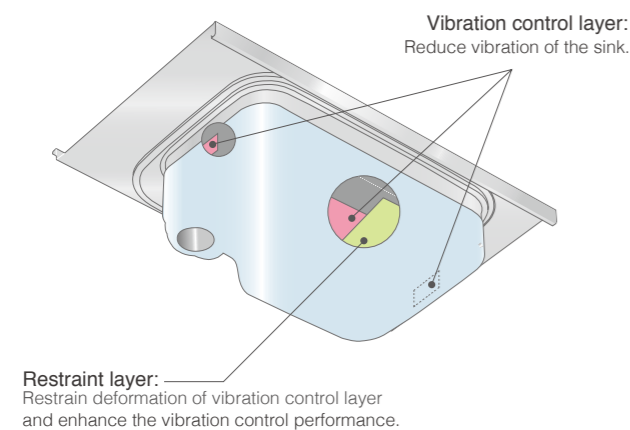


Help keep your sink clean

Water used during cooking will capture garbage and stains and flow towards the stream flow. Garbage flowing into the stream flow will be pushed away with water and into the drainage.



Silent water sound



Phone level	70dB	
In noisy office Regular conversation	60dB	Conventional Sink
In regular office	50dB	
In library	40dB	Stream Flow Sink Super Silent Sink
	35dB	Silent Shower Faucet
Pendulum of wall clock Whispering	30dB	



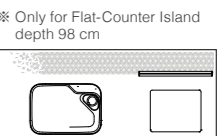






Stainless Steel Countertop



 Dimpled finish (S)	 Hairline finish (L)	 Satin (E) (e-coat + Special embossed finish)
		
 Vibration (W) (e-coat + Special embossed finish)		

Artificial Marble Countertop



Solid Series	Grace Series	<small>* Only for Flat-Counter Island depth 98 cm</small>
 Natural White (N)	 Flax-Leaf White (Y)	
Mist Series	 Mist White (D)	 Farina Beige (I)
		 Russett Mocha (K)
Caliza Series	 Caliza White (B)	 Caliza Mocha (F)
		 Caliza Grey (G)

Ceramic Countertop



 Edora (J)	 Vegha (M)	 Keranium (P)
 Sirius (Q)		

COUNTERTOP & SINK

B-STYLE

I-shape•L-shape / Stainless steel, Artificial marble, Ceramic



※ L-Shaped is not available when the countertop material is ceramic.
 ※ The Back Guard is optional and must be installed at the sight when the countertop material is ceramic.

Flat-Counter Island / Stainless steel, Artificial marble, Ceramic



※ Stainless Steel and ceramic are not available for Flat Island L-Shaped.

Sink Variation



SC Sink W75xD52xH18.5 cm
 SH Sink W60xD52xH18.5 cm

STANDARD ACCESSORY



Clean Rack

+ OPTION



Support Plate ZKPPJN-K



Cutting board Rack ZKPAFN-K



Lid for Drainage ZKPLNN-K



Draining Basket ZKPNNN-K




Cutting board Holder (for Island Countertop) ZKPBNN-K



Clean Corner ZKPKNN-K


C-STYLE

I-shape•L-shape / Stainless steel, Artificial marble, Ceramic



※ L-Shaped is not available when the countertop pattern is stainless steel vibration (e-Coat+Emboss) and when the material is ceramic.
 ※ There are no Back Guards on the counter.

Flat-Counter Island / Stainless steel, Artificial marble, Ceramic



Sink Variation



JL Sink With Deck W90xD43xH23.5 cm (Deck Area: Additional 43.5 cm width)
 JS Sink Without Deck W90xD43xH18.5 cm

STANDARD ACCESSORY



Clean Rack



Support Plate (for JL Sink)



Support Plate (for JS Sink)


+ OPTION



Lid for Drainage ZKPLNN-K



Clean Corner ZKPKNN-K



Cutting board Holder (for Island Countertop) ZKPBNN-K

Keep all regularly used items in the Handy Area

Keep all regularly used items in the "Handy Area" and store the non-frequently used items in the "Floor Container". Also, items necessary for different tasks like heating, cutting, and washing are stored in different spaces in the kitchen. A comfortable kitchen is realized by reducing unnecessary space and unnecessary movement.



Innovations that make things easy to use and easy to take out

Silent Rail



Full Extension Rail



Floor Container



High Capacity



Moderate clearance from the floor












Scratch resistant aluminum riser



Front Side Tray

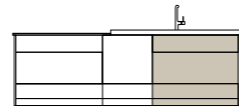
Handy Area Storage

Floor Container

Cooking area	Set-up area	Washing-up area
<p>Stove Cabinet (width 105cm)</p>  <p>Stove-side drawer (Load capacity: 2 kg (small) / 20 kg (large)) ※ Accessory Tray will not be included when there is no Tool Container.</p>  <p>Upper tier drawer (Tool Container) (Load capacity: 40 kg / Including Tool Box)</p>	 <p>Inner Drawer (Load capacity: 20 kg)</p>  <p>Upper tier drawer ※ Loading capacity depends on the type of the drawer and width.</p>	<p>Sink Cabinet (width: 105 cm)</p>  <p>Upper tier drawer (Tool Container) (Load capacity: 20 kg / Including Tool Box)</p>
 <p>Floor Container (Load capacity: 20 kg)</p>	 <p>Floor Container (Load capacity: 20 kg)</p>	 <p>Floor Container (Load capacity: 20 kg)</p>  <p>With Partition Tray ※ Partition Tray will not be included when there is no Tool Container.</p>

FLOOR CABINET

● means with or without piping space is available.
 ○ means only with piping space is available.
 △ means only without piping space is available.
 ★ stainless steel base plate drawer is optional.



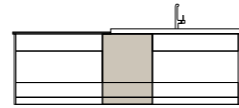
Sink Cabinets

Functions	Inset Panel type with Tool Container	With Tool Container type	Inset Panel type without Tool Contain	Without Tool Container type
Configuration				
Compatible width (cm)	90 · 105 ●	75 · 90 · 105 ●	90 · 105 ● ★	75 · 90 · 105 ● ★

※ Height 90 cm and 85 cm spec are only available for existing piping.
 ※ Inset Panel is a black decorative panel on the side.

Functions	Existing Piping type with Tool Container	Existing Piping type without Tool Container
Configuration		
Compatible width (cm)	75 · 90 · 105 △	75 · 90 · 105 △ ★

Base Cabinets

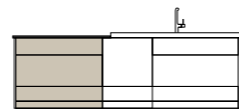


Functions	1 Drawer with Inner Drawer type	1 Drawer type	2 Drawers type	3 Drawers type
Configuration				
Compatible width (cm)	30 · 45 · 60 · 75 · 90 ● ★	30 · 45 ● ★	30 · 45 · 60 · 75 · 90 ● ★	30 · 45 · 60 ●

15 cm width Base Cabinets				
Functions	With Rice Dispenser type	Tool Storage Wagon type	Wire Basket Type	Bottle Storage Type
Configuration				
Compatible width (cm)	30 ○	45 △	15 ○	15 ○

※ With piping space is set back spec.

Stove Cabinets



Functions	Adjustment Board type with Tool Container	With Tool Container type	Adjustment Board type without Tool Container	Without Tool Container type
Configuration				
Compatible width (cm)	75 · 90 · 105 ●	75 · 90 · 105 △	75 · 90 · 105 ● ★	75 · 90 · 105 ● ★

Corner Cabinet

Cabinet with wagon



Corner wagon



Side tray

- Width: 90x90 cm
- Center: Wagon with door panel faced
- Wagon storage comprises two-level trays

Cabinet with shelves



- Width: 90x75 cm · 90x90 cm
- With two adjustable shelves

+ OPTION

Towel Holder
 Can be attached on handles and doors of drawers.



For Line Handle
LT-211TK



For Handle Less
ZKHCAN-K

Rice Dispenser for Floor Container
 Used for Floor Container with width wider than 45 cm, height higher than 85 cm, and depth 65 cm.



ZKCFNN-K

- Capacity: Approx 11 kg
- Including a measuring cup(180 ml)

※ Not available for sink cabinet with Servo and base cabinet for deep type dish washer and dryer.

WALL CABINET

Wall Cabinets

Height 50 cm Short Wall Cabinet, height 60 cm Semi Middle Wall Cabinet, height 70 cm Middle Wall Cabinet, and height 90 cm Long Wall Cabinet are available.



Handle-less Cabinet Doors



Soft Closing Device

Design Variation

Cabinet Color Variation



Black



White

Glass Door Variation



Black Glass

- Width: 45·60·75·90 cm ※ Height 90 cm only for width 45 cm.
- Depth: 37.5 cm
- Height: 70·90 cm
- With Soft closing device
- Height 90 cm: With three adjustable shelves
- Height 70 cm: With one adjustable shelf



White Glass

Pull Down Wall Cabinet



Spice rack



- Width: 30·45 cm
- Depth: 37.5 cm
- Height: 70 cm
- With one adjustable shelf
- With paper towel rack (Width 45 cm only)

Ladle rack



- Width: 45 cm
- Depth: 37.5 cm
- Height: 70 cm
- With one adjustable shelf
- With Ladle hooks

Move Down Wall Cabinet



- Width: 60·75·90 cm
- Depth: 37.5 cm
- Height: 70 cm
- With load adjusting function (Load capacity 15 kg)



When storing items

+ OPTION

With cabinets fitted with earthquake proof components, have your kitchen earthquake proof!

Wall cabinet

Detecting shaking from earthquakes etc, doors are automatically locked.



When shaking is detected, the lock cannot be deactivated due to the movement of the ball inside.

The ball inside stabilizes when the shaking stops, so the locked component elevates the lock automatically.

To fill the gap between the ceiling and cabinet.

Ceiling Panel



Auto Move

This Wall Cabinet climbs and lowers automatically with the touch of a button to an easy-to-reach height.

Storage made of stainless steel

Width 90 cm Width 120 cm Width 135 cm



Hand Move



Select from four types according to use

Dish drying rack type



- Width: 90 cm
- Depth: 37.5 cm
- Height: 70 cm
- Drying cycle: 30, 60, or 90 min.

Kitchen tool storage type



- Width: 90-120-135 cm
 - Depth: 37.5 cm
 - Height: 70 cm
- (A counter is provided in the center for width 120-135 cm)

Water draining & counter type



- Width: 90-120-135 cm
- Depth: 37.5 cm
- Height: 70 cm

Dish drying rack & Sterilizer type



- Width: 120-135 cm
- Depth: 37.5 cm
- Height: 70 cm
- Sanitization cycle for dishcloths and cutting boards: around 120 minutes
- Drying cycle: 30, 60 or 90 min.

Special dish rack for water draining



※ It cannot be installed at dish drying rack type or kitchen tool storage type (width 90 cm).

ZAYSZZD00ZFZ-K

Select from four types according to use

Storage type Width 75 cm Width 90 cm



- Width: 75-90 cm
- Depth: 37.5 cm
- Height: 50-60-70 cm
- With LED lighting (Lighting type only)

Water draining type Width 75 cm Width 90 cm



- Width: 75-90 cm
- Depth: 37.5 cm
- Height: 50-60-70 cm
- With water pan
- With LED lighting (Lighting type only)

+ OPTION

For Storage type



Support rack
ZKMKN-K



Paper rack
ZKMJNN-K



Dish rack
ZKMSNN-K



Ladle rack
ZKMENN-K



Cutting board rack
ZKMMNN-K

Systemized Area Storage

Counter type



Height 236 cm Height 216 cm Depth 45 cm Depth 65 cm



- Width: 120 · 135 · 150 · 180 cm
- Depth: 45 · 65 cm
- Height: 216 · 236 cm
- With Accessory Tray (slim) ※3 Drawers type only

Special Silent Spec



Silent Slider



Silent Rail

Type without counter enables you to have plenty of storage space



- Width: 90 · 105 · 120 · 135 · 150 · 180 cm
- Depth: 45 · 65 cm
- Height: 216 · 236 cm
- With Accessory Tray (slim) ※3 Drawers type only

Cupboard

Door Panel type



- Width: 45 · 60 · 75 · 90 cm
- Depth: 45 · 65 cm
- Height: 216 · 236 cm

Glass Door type



- Width: 45 · 60 · 75 · 90 cm
- Depth: 45 · 65 cm
- Height: 216 · 236 cm



Black Glass White Glass



- Height 236 cm: With two adjustable shelves
- Height 216 cm: With one adjustable shelf



- Height 236 cm: With four adjustable shelves + one fixed shelf
- Height 216 cm: With three adjustable shelves + one fixed shelf



- With two adjustable shelves



- With Accessory Tray (slim)



Push Open Type Hinged Doors are also available



- With Accessory Tray (slim)

Single Sided Floor Counter

Countertop height 85 cm Depth 45 cm



Hinged Door (with Inner Drawer) type



- Width: 30·45·60·75·90 cm
- Depth: 45 cm
- Height: 85 cm
- With one adjustable shelf
- Hinged doors are Push Open Type
- With Accessory Tray (slim)

3 Drawer type



- Width: 30·45·60·75·90 cm
- Depth: 45 cm
- Height: 85 cm
- With Accessory Tray (slim)

Open type with 2 Drawer



- Width: 60·75·90 cm
- Depth: 45 cm
- Height: 85 cm
- With Accessory Tray (slim)

Open type



- Width: 60·75·90 cm
- Depth: 45 cm
- Height: 85 cm

Wall Appliance Storage

Height 236 cm Height 216 cm Depth 65 cm

Wall Oven Storage



- Width: 60 cm
- Depth: 65 cm
- Height: 216·236 cm



Black Glass



White Glass



Door Panel type

Cupboard Adjacent to Wall Appliance Storage



- Width: 45·60·75·90 cm
- Depth: 65 cm
- Height: 216·236 cm
- With Accessory Tray (slim)



Door Panel type

4 Drawers or Hinged Door (With 1 Inner Drawer) are available.



Corner Pantry

Height 236 cm Height 216 cm Depth 45 cm



- Width: 120 cm
- Depth: 45 cm
- Height: 216-236 cm

Double Sided High Floor Counter

Countertop height 100 cm Depth 47.5 cm



Appliance Storage type



Hinged Door type



Link Counter



Counter Variation

[Stainless Steel]



Hairline (L)

[Ceramic]



Edora (J)



Vegha (M)



Keranium (P)

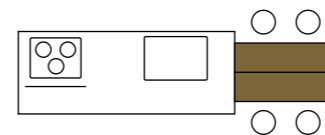


Sirius (Q)

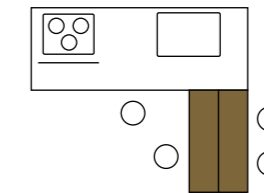
- Width: 135 cm
- Depth: 40 cm
- Height: 70 cm
- With Accessory Tray (slim)

Layout Example

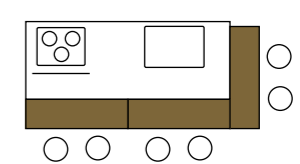
Straight



Standard



Counter



Living Storage

Height 50 cm Depth 45 cm Depth 65 cm



Black Glass



White Glass



Door Panel type



With Accessory Tray

Wide type



ZKH022NL-D

Slim type



For Drawer / Depth 35 cm
ZKH035DS-D
For Drawer / Depth 45 cm
ZKH045DS-D
For Drawer / Depth 50 cm
ZKH050DS-D
For Drawer / Depth 55 cm
ZKH055DS-D
For Inner Drawer / Depth 45 cm
ZKH045ES-D
For Inner Drawer / Depth 55 cm
ZKH055ES-D

Matching Accessory Tray (Slim Type)

Category	Type	Depth (cm)	available trays
Systemized Area Storage	Lower cabinet	3 Inner drawers	45 For Drawer / Depth 35 cm 65 For Drawer / Depth 55 cm
		4 Inner drawers	45 For Drawer / Depth 35 cm 65 For Drawer / Depth 55 cm
	Lower cabinet	3 Drawers / 4 Drawers / Hinged door	45 For Drawer / Depth 35 cm 65 For Drawer / Depth 55 cm
		Single Sided Floor	1 Drawers / Open with 2 Drawer / 3 Drawers
Single Sided High Floor	Lower cabinet	Hinged door / Open with Hinged door / 4 Drawers / Open with 1 Drawer	45 For Drawer / Depth 35 cm 65 For Drawer / Depth 55 cm
		Hinged door for Wall Oven	65 For Inner Drawer / Depth 45 cm
		appliance storage with Hinged door / Open type appliance storage	65 For Drawer / Depth 50 cm
Corner Pantry	Lower cabinet	—	For Drawer / Depth 50 cm
Double Sided High Floor	Lower cabinet Midsection cabinet	Hinged door	— For Drawer / Depth 35 cm
Base Cabinet	Lower cabinet	1 Drawer (Inner Drawer) without piping space	65 For Inner Drawer / Depth 55cm
		1 Drawer (Inner Drawer) with piping space	65 For Inner Drawer / Depth 45cm
		2 Drawers without piping space / 3 Drawers without piping space	65 For Drawer / Depth 55 cm
		2 Drawers with piping space / 3 Drawers with piping space	65 For Drawer / Depth 45 cm
		With Rice Dispenser(With Inner Drawer)	65 For Inner Drawer / Depth 45 cm

Partition Tray



For Floor Container of Sink Cabinet
ZKH016NM-D

Cleanup Corporation

Production centers

2 locations



Katsuta-gun, Okayama Prefecture

- Cleanup Okayama Industrial Co., Ltd. Okayama Factory 40.000 m²
Systemized Kitchens
- Cleanup Okayama Industrial Co., Ltd. Tsuyama Factory 27.931 m²
Systemized Kitchens, stainless steel counters

8 locations



Iwaki, Fukushima Prefecture

- Yotsukura Factory 140.000 m²
Systemized Kitchens, bathroom vanities
- Kashima System Factory 105.000 m²
Systemized Kitchens
- Kashima Factory 34.000 m²
Modular bathrooms
- Yumoto Factory 33.000 m²
Stainless steel kitchen Countertops
- Crete Factory 32.000 m²
Synthetic marble bathtubs and Countertops
- Crete No.2 Factory 28.000 m²
Synthetic marble kitchen Countertops
- Cleanup Steel Processing Co., Ltd. Kashima Art Factory 13.200 m²
Stainless steel coloring processes
- Cleanup Steel Processing Co., Ltd. Noda Factory 11.200 m²
Stainless steel cutting processes

Corporate Data

Head Office	6-22-22 Nishi-nippori, Arakawa-ku, Tokyo 116-8587 Tel: +81-3-3894-4771 (Main switchboard) http://cleanup.jp/
Founded	October 5, 1949
Employees	3,533 (AS of March 31, 2016)
Listed on the Tokyo Stock Exchange	September 2, 1991
ISO Certifications	ISO9001 & ISO14001